

## **Riot Racing Big Bore Throttle Body**

Thank you for your purchase of the big bore throttle body made by Riot Racing. We hope you enjoy this item, because it is the newest bang for the buck modification for any 6 cylinder e36 bmw. Our website will be available shortly for other products and tech support. At Riot Racing we are so confident in our quality of workmanship that we warranty the throttle body for life!



Installation ease:

Tools Needed:

1. Flat head screwdriver.
2. 10mm Socket
3. Socket Wrench
4. Socket Wrench Extension

Helpful items:

1. Shop light
2. Hose pry
3. New Hose Clamps (If Need Be)
4. Throttle Body Gasket (Original Can be Reused)


Installation precautions: Make sure the car is not running. The engine bay temperatures are low, for a comfortable working environment. Loosen the Engine Coolant cap to relieve pressure in the coolant line.

1. First remove the hose clamps on the air intake boot.

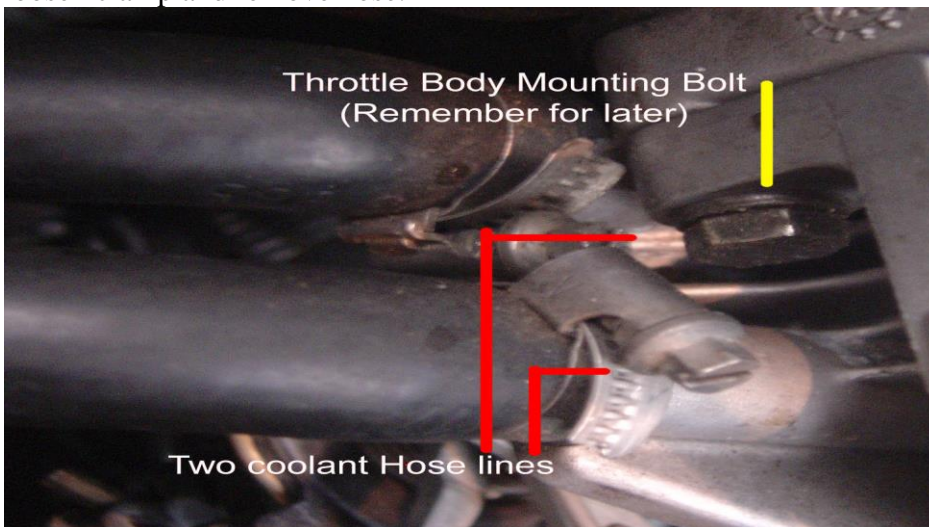


Slide the intake boot off the throttle body.

2. Remove the four 10mm bolts that are attached through the throttle body and to the manifold.




3. Next, loosen the hose clamps on the coolant hoses (2) that lead to the throttle body. Remove the coolant hoses. Once the coolant lines are removed, move to the air hose, loosen clamp and remove hose.



4. Remove the ball cups and set aside for later use. (Not pictured)

5. Moving on to the throttle linkage. Leave the linkage attached to the Throttle Linkage Arm. Remove the 10mm nut, washer and slide the arm up (keep spring attached to arm.) Its makes reinstall easier if you keep the linkage attached to the original throttle arm. (See Video)


6. Mount spring and arm to the new throttle body with the washer on the shaft on top of the arm. Position spring so that there is tension when throttle arm is in place. (Not Pictured Throttle linkage)



7. Reattach ball-cups to throttle arm and spring mounting point.

8. Reinstall coolant lines (2) and air hose (1). Tighten clamps. (Reverse of step #3)

Please send your throttle body in looking like this:



No Throttle Linkage Arm, no tps, no ball-cups.

We Will Always be Here for You.

[www.WestCoastRiots.com](http://www.WestCoastRiots.com)

Email: [Info@westcoastriots.com](mailto:Info@westcoastriots.com)

Call: (818)268-9567 For Tech support.

Please Return the core throttle body and/or returned merchandise to the following address(you as the buyer are responsible to read our disclaimer [HERE](#)):

Riot Racing

20650 Bahama St.

Chatsworth, CA 91311

Thank you for your purchase and enjoy your new horsepower.

You will have 10 business days to postmark the core throttle body, failure to do so; will lead to the core deposit not being returned. If additional time is required you must email us in advance of the 10 days expiring

Dyno results: New results performed 1 hr after Baseline results. Temp. And Humidity posted in dyno sheet. (Individual results may vary)

Call for Warranty information.